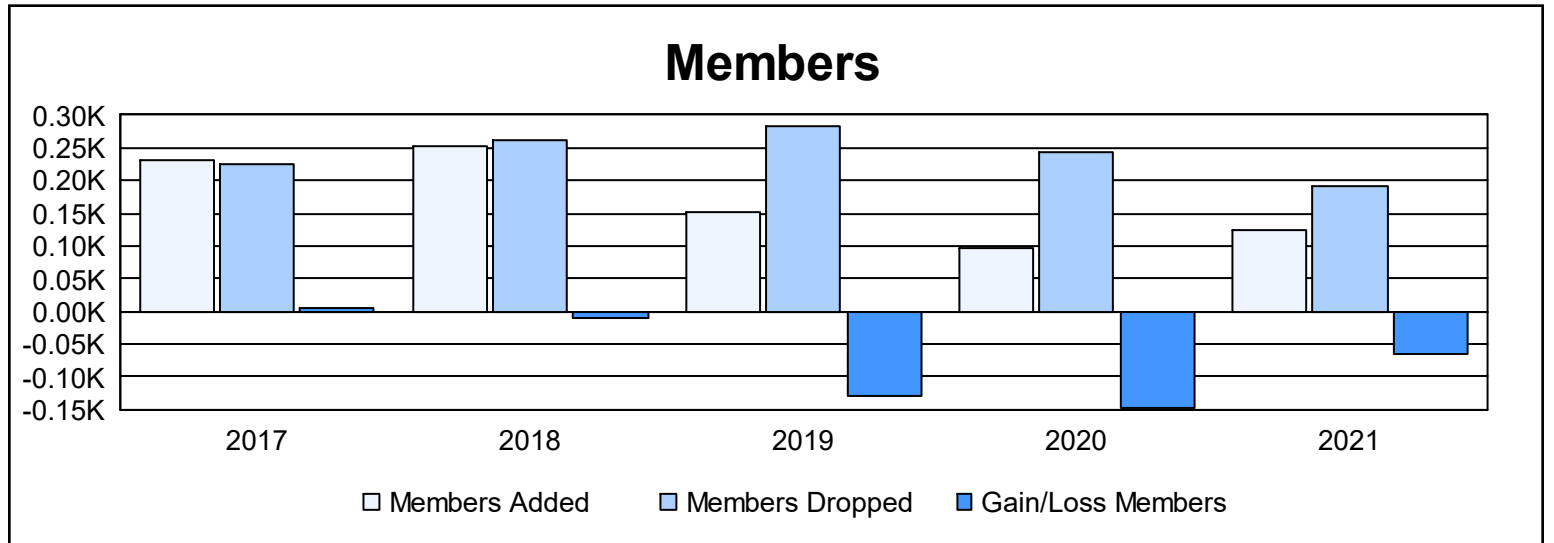
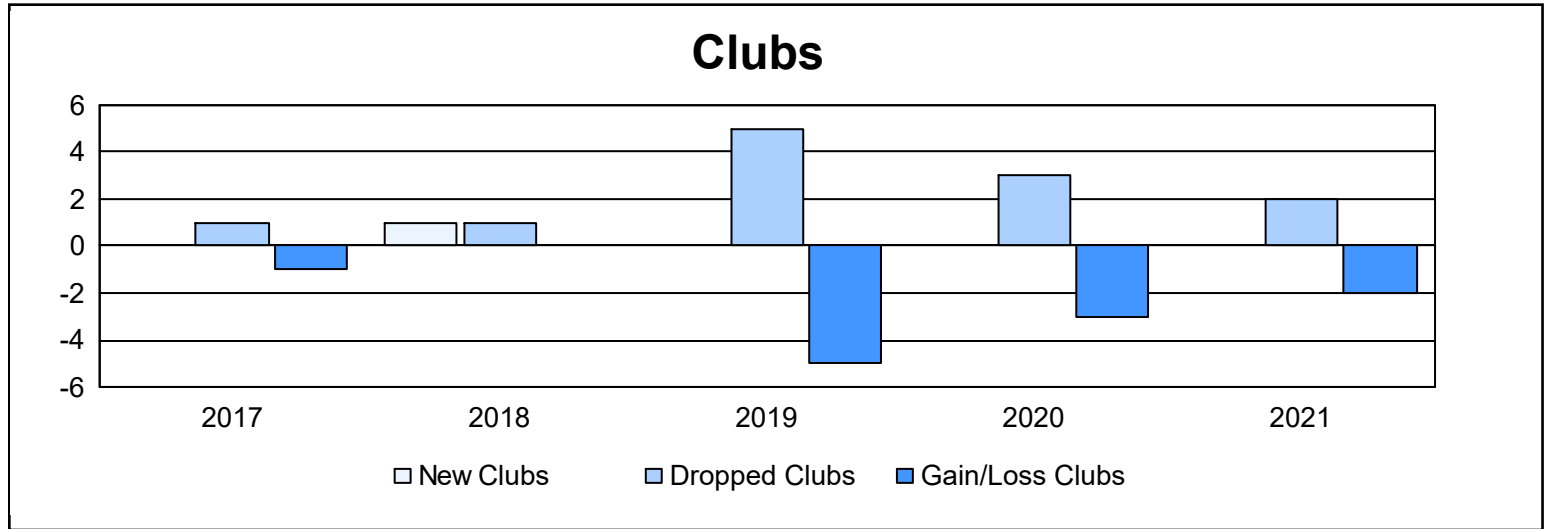
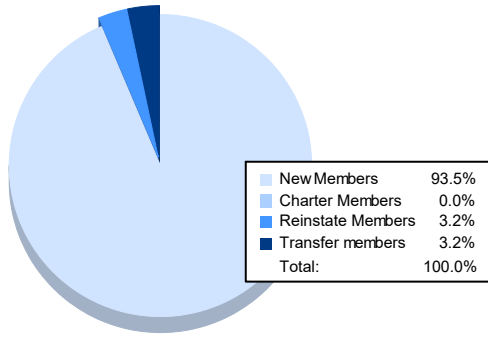


| Year           | New Clubs | Dropped Clubs | Gain/ Loss Clubs | New Members | Charter Members | Reinstate Members | Transfer Members | Total Member Added | Total Members Dropped | Gain/ Loss Members |
|----------------|-----------|---------------|------------------|-------------|-----------------|-------------------|------------------|--------------------|-----------------------|--------------------|
| 2016-2017      | 0         | 1             | -1               | 202         | 1               | 13                | 14               | 230                | 226                   | 4                  |
| 2017-2018      | 1         | 1             | 0                | 215         | 22              | 3                 | 12               | 252                | 263                   | -11                |
| 2018-2019      | 0         | 5             | -5               | 130         | 0               | 5                 | 18               | 153                | 283                   | -130               |
| 2019-2020      | 0         | 3             | -3               | 79          | 0               | 4                 | 13               | 96                 | 244                   | -148               |
| 2020-2021      | 0         | 2             | -2               | 116         | 0               | 4                 | 4                | 124                | 190                   | -66                |
| <b>Average</b> | <b>0</b>  | <b>2</b>      | <b>-2</b>        | <b>148</b>  | <b>5</b>        | <b>6</b>          | <b>12</b>        | <b>171</b>         | <b>241</b>            | <b>-70</b>         |



### Membership Composition June 2021 Cumulative



### Gender Composition June 2021 Cumulative

